

EVACI 2013 - RESEARCH



The European Veterans Athletic Association (EVAA) and the Local Organising Committee (LOC) of San Sebastian have decided to produce a short survey about the European Veterans Athletics Championships (EVACI), particularly concerning the costs incurred by participant athletes during the Championships.



MAIN OBJECTIVES: Improve EVACI, Know about the economic aspects, improve cooperation between EVAA and LOC.

18th April 2013

RESEARCH RESULTS

GENERAL INFORMATION FROM EVACI 2013

ATHLETES COUNTRY/GENDER

COUNTRY	MALE	FEMALE	TOTAL
SPAIN	1171	254	917
FRANCE	487	122	365
GERMANY	287	97	190
GREAT BRIATIN	246	69	177
ITALY	206	50	156
RUSSIA	92	23	69
FINLAND	78	14	64
PORTUGAL	69	12	57
NETHERLANDS	64	26	38
SWEDEN	54	13	41
BELGIUM	48	16	32
IRELAND	48	7	41
CZECH REPUBLIC	43	9	34
POLAND	39	5	34
AUSTRIA	37	11	26
UKRAINE	32	10	22
LATVIA	31	16	15
TURKEY	29	6	20
SWITZERLAND	27	9	18
NORWAY	24	2	22
SLOVAK REPUBLIC	23	6	17
DENMARK	22	6	16
LITHUANIA	15	5	10
GREECE	14	1	13
SLOVENIA	12	6	6
CROATIA	10	6	4
ESTONIA	10	2	8
ANDORRA	9	0	9
HUNGARY	9	5	4
RUMANIA	7	1	6
ICELAND	6	1	5
SERBIA	4	1	3
BULGARY	3	2	1
LOUXEMBOURG	2	1	1
MONACO	2	0	2
ARMENIA	1	0	1
ISRAEL	1	0	1
MONTENEGRO	1	0	1

ATHLETES EVENTS



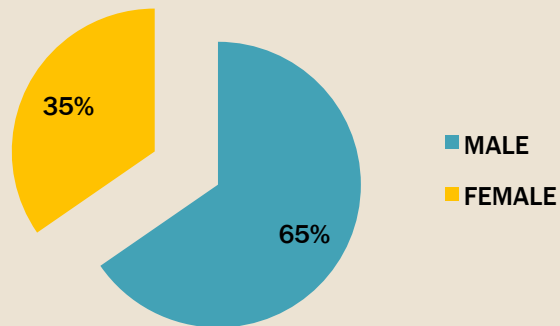
EVENT	MALE	FEMALE	TOTAL
60m	545	136	409
200m	602	162	440
400m	344	90	254
60 m Hurdles	230	74	156
800 m	441	110	331
1.500 m	480	112	368
3.000 m	445	113	332
3.000m Walk	243	91	152
High Jump	159	51	108
Pole Vault	148	26	122
Long Jump	268	88	180
Triple Jump	188	54	134
Shot Put	255	58	197
Weight Throw	189	67	122
Javelin Throw	159	49	110
Hammer Throw	182	49	133
Discus Throw	221	77	144
5km Cross Country	689	166	523
5km Walk	275	95	180
Pentathlon	259	52	207

RESEARCH RESULTS

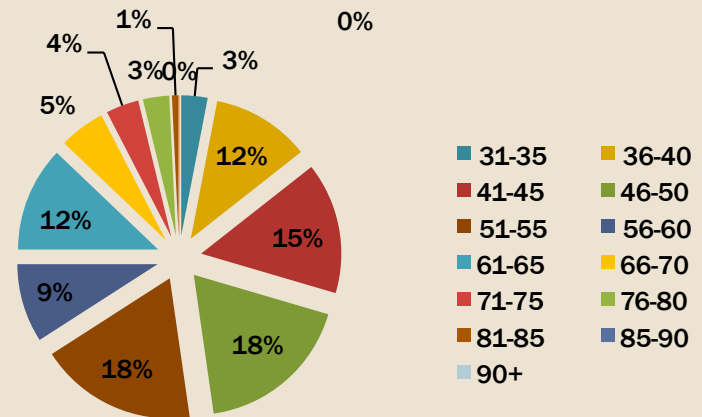
Surveys delivered: 3.273 surveys

Surveys answered: 135 (5%)

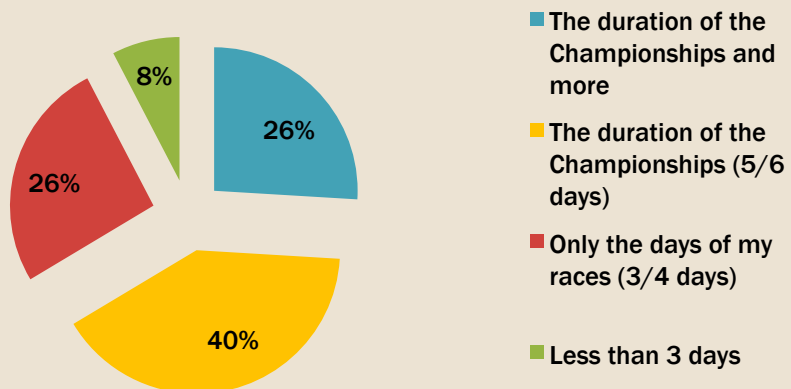
GENDER



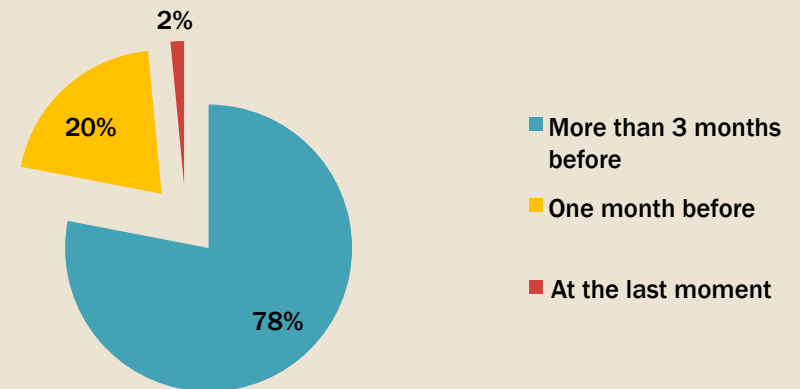
AGE



JOURNEY DURATION

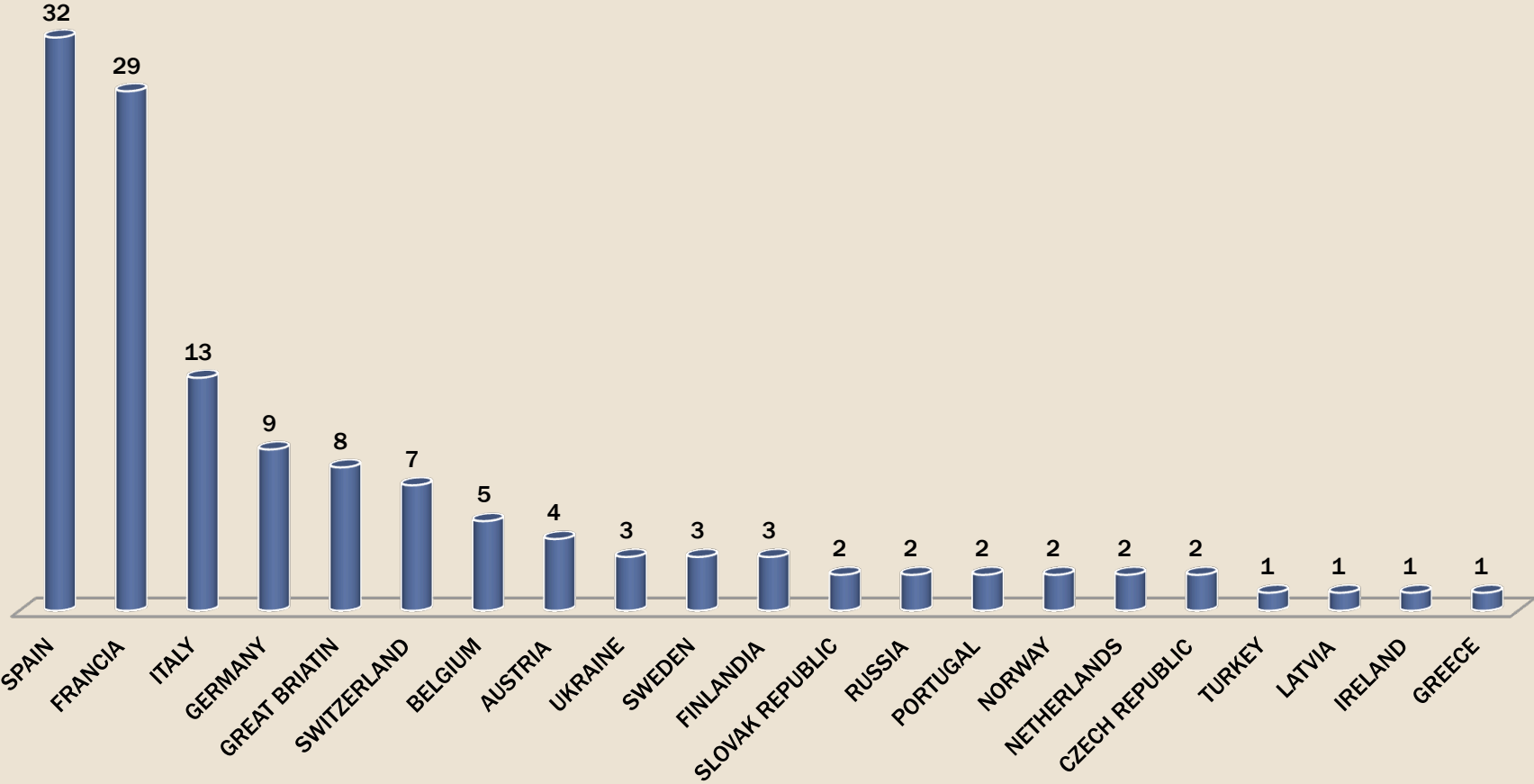


When did organise the trip?



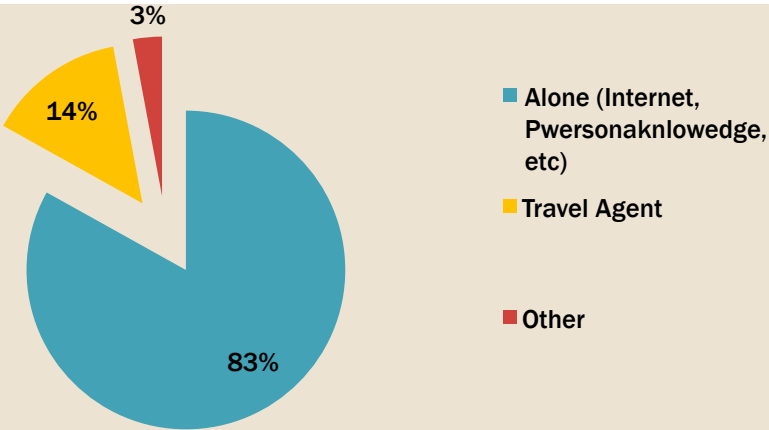
RESEARCH RESULTS

COUNTRY ORIGIN

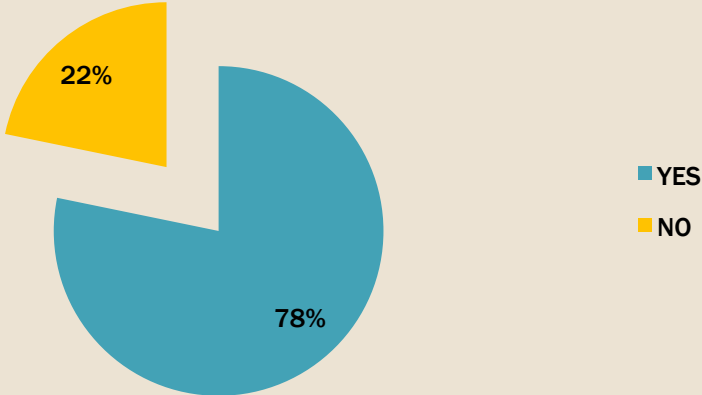


RESEARCH RESULTS

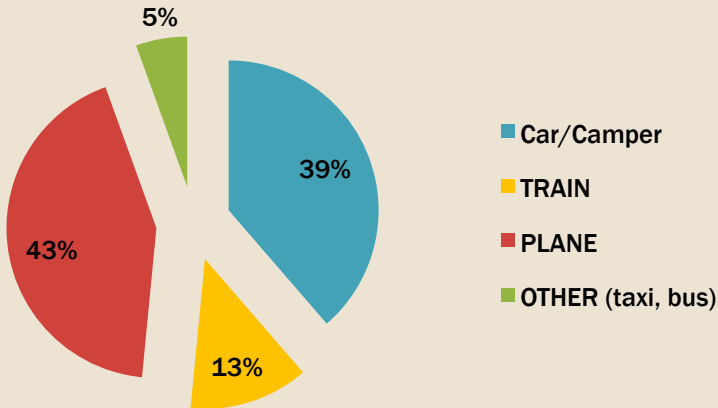
How did you organise the trip?



Would you like to benefit from dedicated athletespackages in the future?



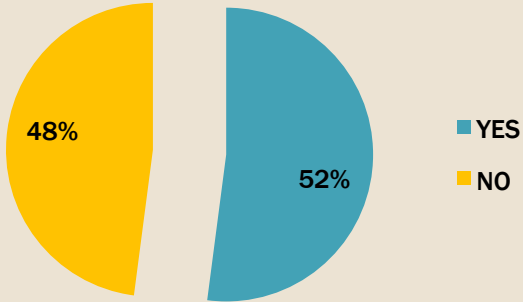
What kind of transports did you use to get to San Sebastian?



TRANSPORT	AVERAGE COST
CAR/CAMPER	185,17 €
TRAIN	72,40 €
PLANE	355,00 €
OTHER (Taxi, bus)	139,91 €

RESEARCH RESULTS

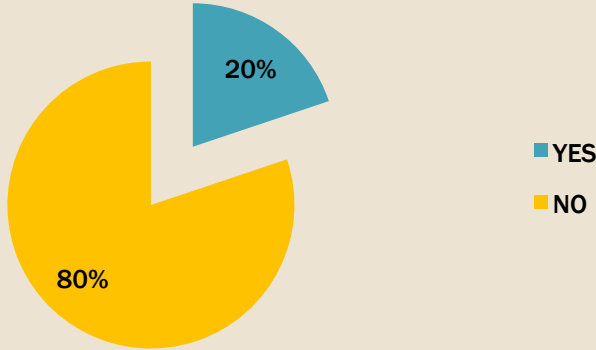
COST with Local Transport



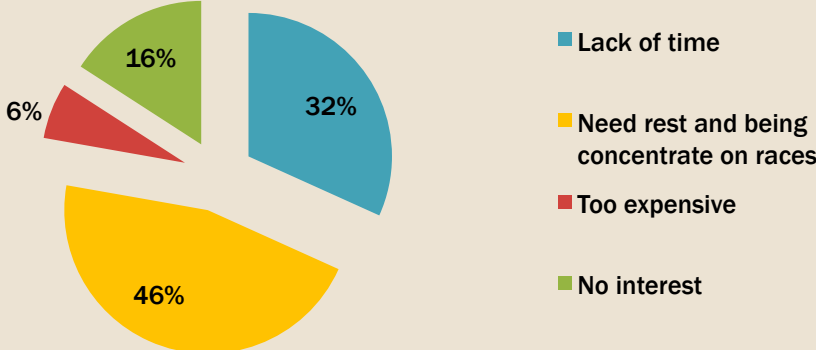
AVERAGE COST - 23,48€

QUESTION	AVERAGE RATE
Please, rate the transports from the airport to San Sebastian	4,60
Please rate the transports from the city center to the Anoeta Sports Complex	4,78

Participation in excursions

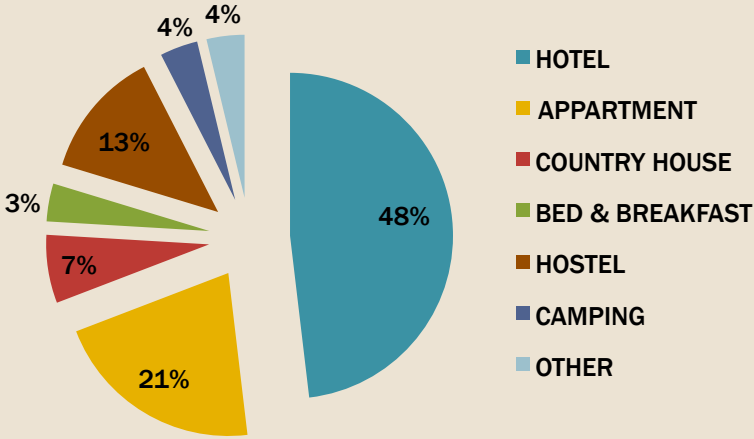


Why don't participate in excursions?



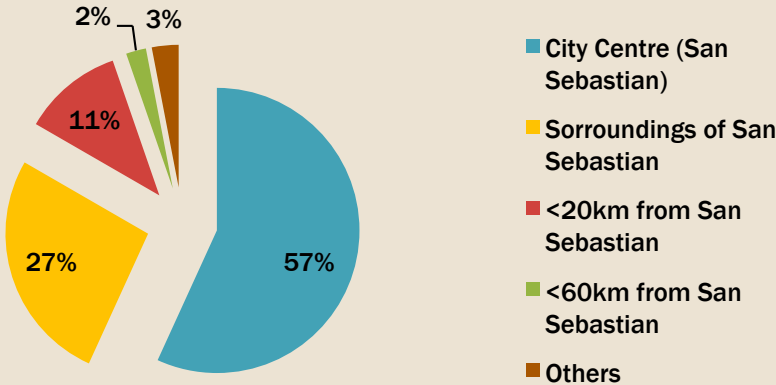
RESEARCH RESULTS

ACCOMMODATION TYPE



ACCOM. TYPE	AVERAGE TOTAL COST	AVERAGE DAILY COST
HOTEL	445 €	63,90€
APPARTMENT	410,25 €	45€
COUNTRY HOUSE	204,10 €	113€
BED & BREAKFAST	275 €	58€
HOSTEL	167 €	67€
CAMPING	271,60 €	30€
OTHER	139 €	60€

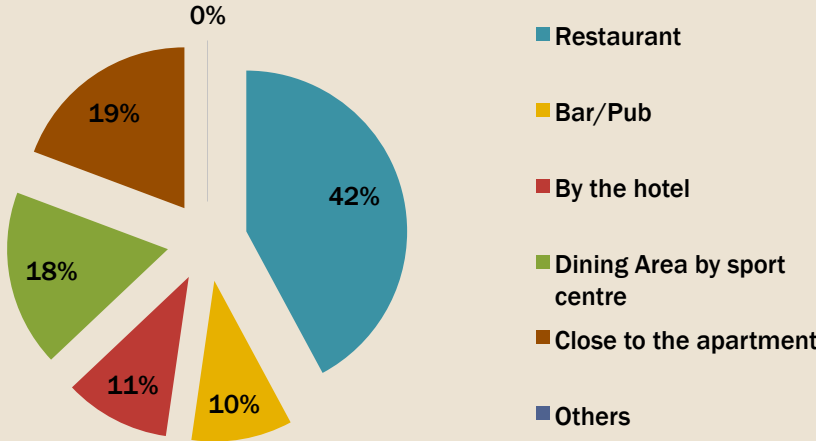
Where was your accommodation situated?



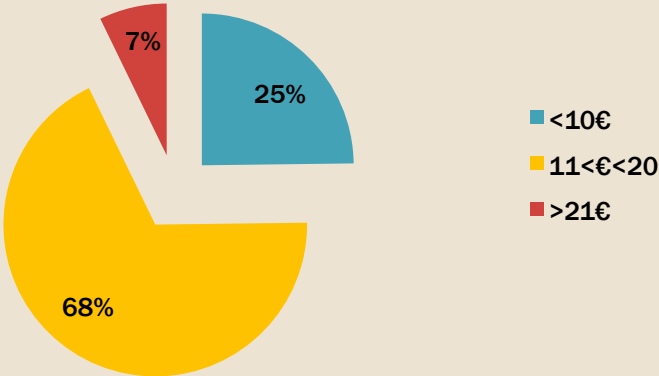
AVERAGE HOTEL STARS - 3* hotel

RESEARCH RESULTS

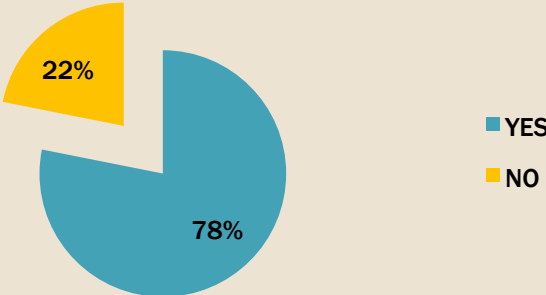
What kind of food do you prefer?



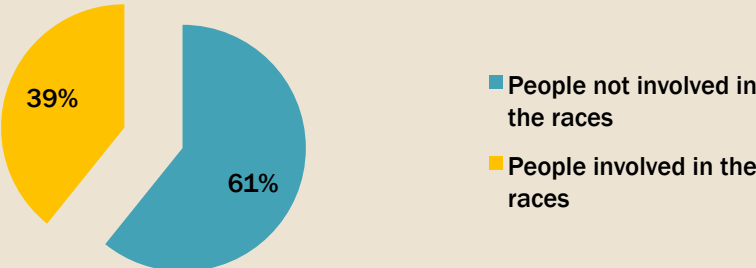
What is the average cost for each meal?



COMPANIONS - Did you come with anyone?



Did you come with anyone? YES - who?



RESEARCH RESULTS

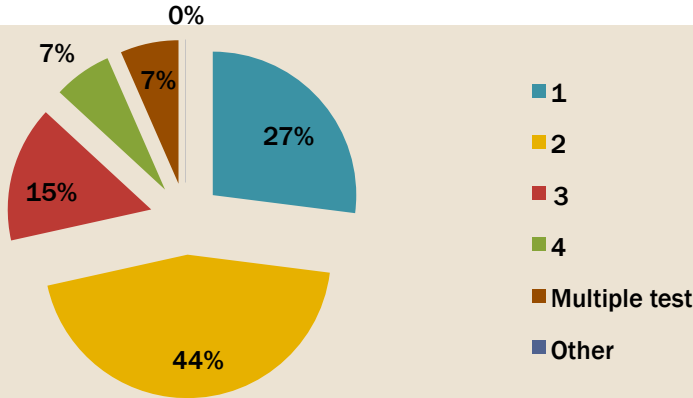
DEGREE OF APPRECIATION OF SERVICES

QUESTION	AVERAGE RATE
Please rate the registration procedure from 1 to 6	3,98
Please rate the information of the Championships that organization provides	4,54
Information Point	4,43
Restaurant & Bar Services	3,75
Athlete's Expo	3,79
Cleaning Facilities	4,09
Changing Rooms	4,05
WC	4,06

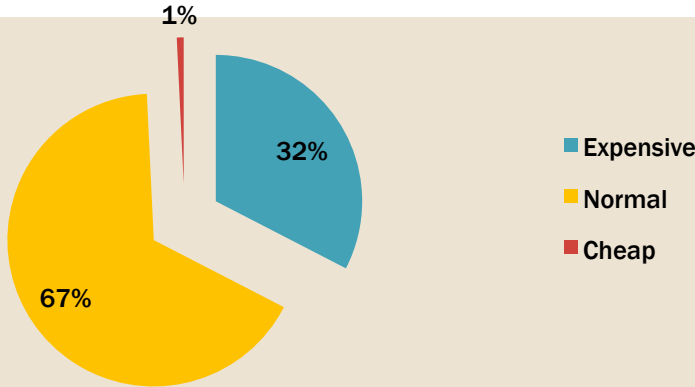
QUESTION	AVERAGE RATE
Call Room	4,59
Judges	4,51
Velodrome	4,71
Ministadium	4,85
Hippodrome San Sebastian	4,47
Walk Circuit	4,58
TIC	4,50
Claims & Complaints	4,41
Renting of Equipment	4,39
Results System	4,21

RESEARCH RESULTS

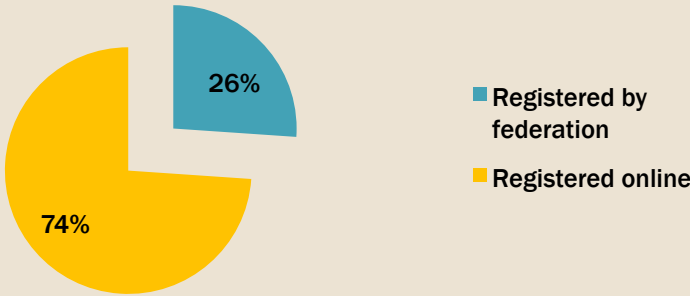
Num. of races



What do you think about the registration fee?



Way of Registration (from extranet)



How did you hear about the Championship?

